

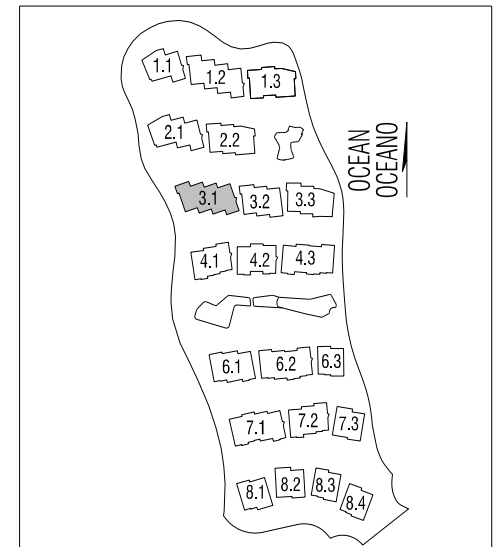
APT. 302

B3a

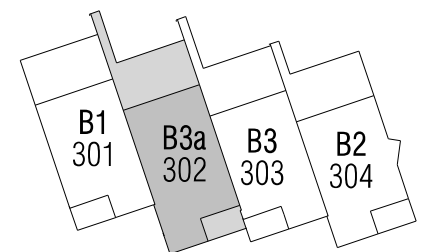
ground floor / planta baja

2 BEDROOMS / 2 DORMITORIOS

BUILT AREA / SUPERFICIE CONSTRUIDA: 135,40 m²



BLOCK 3.1 / BLOQUE 3.1
GROUND FLOOR / PLANTA BAJA



B4 310	B6 311	B6 312	B5 313
B1 301	B3a 302	B3 303	B2 304

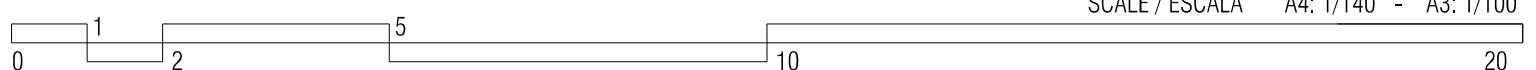
INDOOR USABLE AREA / SUPERFICIE UTIL INTERIOR: 93,60 m²

living room / salón-comedor:	32,70 m ²
kitchen / cocina:	8,20 m ²
bedroom 1/ dormitorio 1:	14,60 m ²
bedroom 2/ dormitorio 2:	17,60 m ²
bathroom 1 / baño 1:	6,20 m ²
bathroom 2 / baño 2:	6,20 m ²
entrance hall / hall:	1,90 m ²
corridor / pasillo:	3,50 m ²
hall / distribuidor:	2,70 m ²

TERRACES / TERRAZA TOTAL: 50,90 m²

PRIVATIVE GARDEN / JARDIN PRIVATIVO : 33,10 m²

* Project and plans in draft phase and subject to change / * Proyecto en fase de redacción sujeto a modificaciones



SCALE / ESCALA A4: 1/140 - A3: 1/100

20